

< Shared Notes

**B I U**

Here are some notes, blah blah blah

You can see other's cursors here!

danwchan

Right now the Shared Notes tab is open...

Welcome to Big Blue Button! Here are some tips to get started



You can leave the meeting through this menu, or just close the window

...and the Presentaion is visible

# CommunityBridge.com

Video, Chat, Events and Meetings  
Free Software = Free Society

P R O T E C T O R  
YOUR  
P R I V A C Y

Click here to toggle the presentation visibility

These buttons are Mute, Leave Audio (audio options), and Camera (video settings)

Click here to raise your hand



Here you can switch to the Chat tab

Here are the participants. Click on them to start a private chat or click on yourself to toggle reactions

MESSAGES

Public Chat

Public Chat

Da danwchan

NOTES

Shared Notes

USERS (2)

test (You) Webcam

Da danwchan

Public Chat

1

Weld

For help on using BigBlueButton see these (short) tutorial videos.

To join the audio bridge click the phone button. Use a headset to avoid causing background noise for others.

To call in 1-616-612-1131 pin 38562, one user must be in audio for callers to join

Da danwchan 11:13 AM

Hi there this is the public chat

Send message to Public Chat

Click the notification to open the private chat

Oh look you have a private message


These buttons toggle full screen for a video or the Presentation, respectively

BBB also supports calling in from a phone

In this screenshot the Chat is open

Cyberspace-DWC

test

CommunityBridge.com

Video, Chat, Events and Meetings

Free Software = Free Society

PROTECT YOUR PRIVACY

Get a Room

Powered by: BigBlueButton

MESSAGES

Public Chat

NOTES

Shared Notes

USERS (2)

test (You) Webcam

danwchan

< Shared Notes

**B I U**

Here are some notes, blah blah blah

You can see ohter's cursors here!

danwchan

Now if you click on a user you can also give them access to the whiteboard

This menu lets you upload a presentation, start a poll, share external video, or select a random user

Below the presentation is a toolbar to navigate the slides as well as zoom



You can share you screen

This is what it looks like if someone made you a presenter

This is the whiteboard tool. From here you can change your tool to pan the slides, add lines, text, or shapes; undo you last action; clear all annotation; toggle touchpad accessibility; and globally toggle multiuser whiteboard

Cyberspace-DWC

test

Slide 1 100%

